

Hankook 12H IMOLA 2017

24H SERIES 2017 - Race 5

24H Series - Race (Part 2)

30 June - 1 July 2017

Autodromo Enzo e Dino Ferrari - 4909 mtr.

A6-Pro - mainly GT3 Cars

Pos	Nbr	Team name / Official Entrant	Car / Drivers	Gap	Diff	Fastest Laptime Km/h	In	Race Time Km/h
1	11	Scuderia Praha Scuderia Praha	Ferrari 488 GT3 Pisarik-Kral	-- 367 laps --		1:44.369 169.33	216	8:02:04.213 147.24
2	30	Ram Racing Ram Racing	Mercedes-AMG GT3 Onslow-Cole-Leonard Vos	19.423	19.423	1:44.876 168.51	87	8:02:23.636 147.14
3	29	Forch Racing powered by Olimp Forch Racing by Lukas Motorsport	Porsche 991 GT3 R Drmic-Eisemann-Lukas	-- 366 laps --		1:44.257 169.51	209	8:02:03.953 147.24
4	17	IDEC SPORT RACING SAINT HONORE RACING	Mercedes-AMG GT3 Lafargue-Lafargue-EjnAlbert	-- 365 laps --		1:45.821 167.00	67	8:02:45.049 146.43
5	911	Herberth Motorsport Daniel Allemann	Porsche 991 GT3 R Allemann-Bohn-Renauer-Renauer	-- 364 laps --		1:44.569 169.00	49	8:02:48.464 145.19
6	1	Hofer-Racing Hofer-Racing	Mercedes-AMG GT3 Kroll-Kroll-Eggimann-Heyer-Frankenhout	-- 336 laps --		1:44.924 168.43	207	8:02:51.967 140.90
7	27	GP Extreme GP Extreme	Renault RS01 FGT3 Fatien-Grogor-Pastorelli	-- 238 laps --		1:44.793 168.64	53	3:46:17.888 145.77
DNF								
8	10	Leipert Motorsport Leipert Motorsport	Lamborghini Huracán Super Trofeo Schjerpens-Deverikos-Schlotter-Haber	-- 227 laps --		1:46.629 165.74	112	8:02:22.804 100.13

A6-Am - mainly GT3 Cars

Pos	Nbr	Team name / Official Entrant	Car / Drivers	Gap	Diff	Fastest Laptime Km/h	In	Race Time Km/h
1	32	Car Collection Motorsport Car Collection Motorsport	Audi R8 LMS Parhofer-Edelhoff-Felbermayr Jr.-Fomé	-- 367 laps --		1:45.903 166.87	160	8:01:26.970 147.43
2	34	Car Collection Motorsport Car Collection Motorsport	Audi R8 LMS Dr. Kirchhoff-Edelhoff-Grimm-Vogler	-- 360 laps --		1:47.969 163.68	105	8:01:30.162 143.75
3	44	MDC-Sports Team MDC-Sports	Mercedes-AMG GT3 Zumstein-Zumstein-Zumstein	-- 324 laps --		1:46.389 166.11	120	8:02:00.870 123.43
4	24	SPS automotive performance SPS automotive performance	Mercedes-AMG GT3 Coigny-Alexander-Feller	-- 299 laps --		1:45.026 168.27	172	5:52:28.801 144.56
DNF								
5	963	GRT Grasser Racing Team GRT Grasser Racing Team	Lamborghini Huracán GT3 Pampanini-Lenz-Pavlovic	-- 272 laps --		1:48.016 163.61	39	5:19:12.460 137.48
DNF								
Not Classified in Class A6-Am Classification limit (60% of 367 Laps) = 221 Laps								
DNC	28	GP Extreme GP Extreme	Renault RS01 FGT3 Valentini-Carugati-Kronfli	-- 220 laps --		1:45.960 166.78	109	8:02:18.178 135.57

991 - Porsche 991 Cup Cars (models 2014..2016)

Pos	Nbr	Team name / Official Entrant	Car / Drivers	Gap	Diff	Fastest Laptime Km/h	In	Race Time Km/h
1	85	PROsport Performance PROsport Performance	Porsche 991 Cup Putman-Espenlaub-Foster	-- 353 laps --		1:50.297 160.23	143	8:02:49.436 140.91
2	92	MSG Motorsport MSG Motorsport	Porsche 991 Cup Matic-Schlegel-Gasser-Miljevic	-- 341 laps --		1:51.225 158.89	174	8:02:16.148 137.41

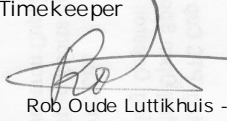

Fastest time : 1:44.257 in lap 209 by nbr. 29 : Forch Racing powered by Olimp(Robert Lukas) (Porsche 991 GT3 R)

Publication-time

Results: www.raceresults.nu

Timekeeping by : RSTime by TimeService.nl

Time Printed 01-07-2017 - 21:11

Race Director Martin van de Pavert	Steward	Timekeeper  Rob Oude Luttikhuis - TimeService.nl	Official Timekeeper 
Page 1 of 3	Results remain provisional pending technical examination and decisions from the stewards of the meeting		

Hankook 12H IMOLA 2017

24H SERIES 2017 - Race 5

24H Series - Race (Part 2)

30 June - 1 July 2017

Autodromo Enzo e Dino Ferrari - 4909 mtr.

SP2 - Special Cars (mainly GT-Cars and Silhouette Cars)

Pos	Nbr	Team name / Official Entrant	Car / Drivers	Gap	Diff	Fastest Laptime Km/h	In	Race Time Km/h
1	64	Porsche Lorient Racing Philippe Polette	Porsche 991 Cup Polette-Lelievre-Ancel	-- 347 laps --		1:51.289 158.80	25	8:01:56.425 139.34
2	58	VDS Racing A dventures Royale Ecurie Azur	MARC Focus V8 van der Straten-de Latre du Bosqueau-Close	-- 345 laps --		1:51.401 158.64	224	8:02:29.186 139.18
3	35	B2F compétition Benoit Fretin	Porsche 991 Cup Fretin-Fretin-Mitieux	48.730	48.730	1:53.214 156.10	181	8:03:17.916 137.73
4	75	IDEC SPORT RACING SAINT HONORE RACING	Porsche 991 Cup Abramczyk-Vozniak-Adler	-- 338 laps --		1:50.615 159.76	193	8:01:33.138 134.56
5	65	Porsche Lorient Racing Jean-François Demorge	Porsche 991 Cup Demorge-Demorge-Blasco	0.370	0.370	1:53.398 155.84	220	8:01:33.508 135.17
6	80	APO Sport Alex Osborne	Porsche 991 Cup Osborne-May	-- 325 laps --		1:50.503 159.93	200	8:02:30.417 137.95
7	82	RScar Motorsport RScar motorsport	Porsche 991 Cup Soloviev-Shaydullin-Mukovoz-Sidoruk	-- 323 laps --		1:52.998 156.40	145	8:01:39.105 127.80
DNF	78	Speed Lover Speed Lover	Porsche 991 Cup Paque-Pickering-Bastien	-- 289 laps --		1:53.120 156.23	31	6:24:06.887 134.19
Not Classified in Class SP2				Classification limit (60% of 347 Laps) = 209 Laps				
DNC	206	LMS Engineering	Audi TTRS2	-- 177 laps --		1:54.127 154.85	48	4:51:12.236 121.37
DNF		LMS Engineering	Weninger-Andree-Kox					

SP3-GT4 - Special Cars (mainly GT4 cars)

Pos	Nbr	Team name / Official Entrant	Car / Drivers	Gap	Diff	Fastest Laptime Km/h	In	Race Time Km/h
1	114	JR Motorsport Bob Herber	BMW E90 M3 Lanting-Herber	-- 331 laps --		1:56.243 152.03	69	8:02:07.010 131.96
2	231	Optimum Motorsport Optimum Motorsport	Ginetta G55 GT4 Barwick-O'Brien-Martini	-- 330 laps --		1:55.528 152.97	53	8:02:05.130 131.35
3	40	Brookspeed International Motorsport Brookspeed International Motorsport	Porsche Cayman GT4 MR Butcher-Paul-Owen	-- 320 laps --		1:55.492 153.02	141	8:02:08.194 128.90
4	555	Team Africa Le Mans Team Africa Le Mans	Ginetta G55 GT4 Lammers-van der Merwe-Mills-Vos	-- 277 laps --		1:56.504 151.69	43	6:20:07.326 126.30
DNF								

TCR - TCR cars Petrol Touring Cars 2000cc Supercharged

Pos	Nbr	Team name / Official Entrant	Car / Drivers	Gap	Diff	Fastest Laptime Km/h	In	Race Time Km/h
1	103	TTC Racing Daniel Schilliger	Seat Leon TCR V2 DSG Schilliger-Suter-Kresnik	-- 323 laps --		1:58.348 149.33	14	8:03:26.416 129.77
2	908	Team Altran Peugeot Michel Derue	Peugeot 308 Racing Cup Derue-Boyer-Covarel	-- 310 laps --		1:59.622 147.74	139	8:02:59.428 132.33
3	120	SI CL.com Ashley Woodman	Seat Leon Cup Racer V1 DSG Byford-Woodman-Pettitt	-- 298 laps --		1:59.980 147.29	98	8:02:32.536 125.13
4	308	Team Altran Peugeot Guillaume Roman	Peugeot 308 Racing Cup Roman-Blaise-Holmgard	-- 275 laps --		1:58.705 148.88	13	8:01:49.499 133.87
5	108	Cadspeed Racing James Kaye	Audi RS3 LMS TCR SEQ Holstein-Coupal-Kaye	-- 217 laps --		1:58.854 148.69	12	8:03:32.204 97.46
Not Classified in Class TCR				Classification limit (60% of 323 Laps) = 194 Laps				
DNC	109	Speed Factory Racing	Audi RS3 LMS TCR SEQ	-- 174 laps --		1:57.711 150.13	10	3:00:07.313 129.18
DNF		Speed Factory	Fuster-Abello-Fuster-van Oostrum					
DNC	335	B2F compétition	Peugeot 308 Racing Cup	-- 134 laps --		1:59.582 147.78	34	6:42:03.001 42.49
DNF		Thomas Fretin	Fretin-Tortelier-Colon					

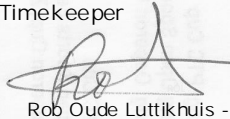

Fastest time : 1:44.257 in lap 209 by nbr. 29 : Forch Racing powered by Olimp(Robert Lukas) (Porsche 991 GT3 R)

Publication-time

Results: www.raceresults.nu

Timekeeping by : RSTime by TimeService.nl

Time Printed 01-07-2017 - 21:11

Race Director Martin van de Pavert	Steward	Timekeeper  Rob Oude Luttikhuis - TimeService.nl	Official Timekeeper 
---	---------	--	--

Page 2 of 3

Results remain provisional pending technical examination and decisions from the stewards of the meeting

Hankook 12H IMOLA 2017

24H SERIES 2017 - Race 5

24H Series - Race (Part 2)

30 June - 1 July 2017

Autodromo Enzo e Dino Ferrari - 4909 mtr.

A2 - Petrol Touring Cars up to 2000cc & Supercharged up to 1650cc

Pos	Nbr	Team name / Official Entrant	Car / Drivers	Gap	Diff	Fastest Laptime Km/h	In	Race Time Km/h
1	172	Team Cooksport Josh Cook	Renault Clio Cup IV Sedgwick-Cook-Cook-Hatfield	-- 299 laps --		2:04.694 141.73	16	8:01:54.516 121.01
2	173	Endurance Team Romania Willi MSport	Toyota GT86 CS-V3 Nicolae-Broggi-Nicolae	-- 186 laps --		2:10.502 135.42	82	5:57:16.747 84.91

Penalties processed in the result for numbers: 27 (40S), 28 (30S, 2L), 30 (10S), 35 (10S), 44 (10S, 2L), 58 (22S), 78 (4L), 80 (20L), 82 (20S), 92 (10S), 103 (10S), 108 (98S), 109 (60S), 114 (8S), 172 (20S, 2L), 231 (10S), 335 (30S)

Summary of best laptimes per class

Nbr	Cls	Team name	Car	Driver	Fastest Laptime	In	Speed Km/h
29	A6-Pro	Forch Racing powered by Olimp	Porsche 991 GT3 R	Robert Lukas	1:44.257	209	169.51
24	A6-Am	SPS automotive performance	Mercedes-AMG GT3	Iradj Alexander	1:45.026	172	168.27
85	991	PROsport Performance	Porsche 991 Cup	Charles Espenlaub	1:50.297	143	160.23
80	SP2	APO Sport	Porsche 991 Cup	Alex Osborne	1:50.503	200	159.93
40	SP3-GT4	Brookspeed International Motorsport	Porsche Cayman GT4 MR	Rory Butcher	1:55.492	141	153.02
109	TCR	Speed Factory Racing	Audi RS3 LMS TCR SEQ	Mirko van Oostrum	1:57.711	10	150.13
172	A2	Team Cooksport	Renault Clio Cup IV	Josh Cook	2:04.694	16	141.73



Fastest time : 1:44.257 in lap 209 by nbr. 29 : Forch Racing powered by Olimp(Robert Lukas) (Porsche 991 GT3 R)

Publication-time

Results: www.raceresults.nu

Timekeeping by : RSTime by TimeService.nl

Time Printed 01-07-2017 - 21:11

Race Director Martin van de Pavert	Steward	Timekeeper  Rob Oude Luttikhuis - TimeService.nl	Official Timekeeper 
---	---------	--	---

Page 3 of 3

Results remain provisional pending technical examination and decisions from the stewards of the meeting